




MAC PARA ARAVIS 25

Type designation	Mac Para Aravis 25	
Type test reference no	DHV GS-01-2667-21	
Holder of certification	MAC Para Technology	
Manufacturer	MAC Para Technology	
Classification	A	
Winch towing	Yes	
Number of seats min / max	1 / 1	
Accelerator	Yes	
Trimmers	No	

	BEHAVIOUR AT MIN WEIGHT IN FLIGHT (75KG)	BEHAVIOUR AT MAX WEIGHT IN FLIGHT (105KG)
Test pilots	 Josef Bauer No release	 Sebastian Mackrodt No release
Inflation/take-off	A	A
Rising behaviour	Smooth, easy and constant rising	Smooth, easy and constant rising
Special take off technique required	No	No
Landing	A	A
Special landing technique required	No	No
Speeds in straight flight	A	A
Trim speed more than 30 km/h	Yes	Yes
Speed range using the controls larger than 10 km/h	Yes	Yes
Minimum speed	Less than 25 km/h	Less than 25 km/h
Control movement	A	A
Symmetric control pressure	Increasing	Increasing
Symmetric control travel	Greater than 55 cm	Greater than 65 cm
Pitch stability exiting accelerated flight	A	A
Dive forward angle on exit	Dive forward less than 30°	Dive forward less than 30°
Collapse occurs	No	No
Pitch stability operating controls during accelerated flight	A	A
Collapse occurs	No	No
Roll stability and damping	A	A
Oscillations	Reducing	Reducing
Stability in gentle spirals	A	A
Tendency to return to straight flight	Spontaneous exit	Spontaneous exit
en : Verhalten beim Verlassen einer vollständigen Steilspirale	A	A
en : Erstes Ansprechen des Gleitschirms (die ersten 180°)	en : unmittelbare Verringerung der Drehgeschwindigkeit	en : unmittelbare Verringerung der Drehgeschwindigkeit
Tendency to return to straight flight	en : selbstständiges Ausleiten (G-Kraft abnehmend, Drehgeschwindigkeit abnehmend)	en : selbstständiges Ausleiten (G-Kraft abnehmend, Drehgeschwindigkeit abnehmend)

Turn angle to recover normal flight Less than 720°, spontaneous recovery

Less than 720°, spontaneous recovery

Symmetric front collapse	A	A
Entry Rocking back less than 45°		Rocking back less than 45°
Recovery Spontaneous in less than 3 s		Spontaneous in less than 3 s
Dive forward angle on exit Dive forward 0° to 30°		Dive forward 0° to 30°
Change of course Keeping course		Keeping course
Cascade occurs No		No
en : Faltleinen wurden benutzt no		no
en : Symmetrischer Frontklapper mindestens 50% Flügeltiefe	A	A
Entry Rocking back less than 45°		Rocking back less than 45°
Recovery Spontaneous in less than 3 s		Spontaneous in less than 3 s
Dive forward angle on exit Dive forward 0° to 30°		Dive forward 0° to 30°
Change of course Keeping course		Keeping course
Cascade occurs No		No
en : Faltleinen wurden benutzt no		no
en : Symmetrischer Frontklapper im beschleunigten Flug mindestens 50% Flügeltiefe	A	A
Entry Rocking back less than 45°		Rocking back less than 45°
Recovery Spontaneous in less than 3 s		Spontaneous in less than 3 s
Dive forward angle on exit Dive forward 0° to 30°		Dive forward 0° to 30°
Change of course Keeping course		Keeping course
Cascade occurs No		No
en : Faltleinen wurden benutzt no		no
Exiting deep stall (parachutal stall)	A	A
Deep stall achieved Yes		Yes
Recovery Spontaneous in less than 3 s		Spontaneous in less than 3 s
Dive forward angle on exit Dive forward 0° to 30°		Dive forward 0° to 30°
Change of course Changing course less than 45°		Changing course less than 45°
Cascade occurs No		No
High angle of attack recovery	A	A
Recovery Spontaneous in less than 3 s		Spontaneous in less than 3 s
Cascade occurs No		No
Recovery from a developed full stall	A	A
Dive forward angle on exit Dive forward 0° to 30°		Dive forward 0° to 30°
Collapse No collapse		No collapse
Cascade occurs (other than collapses) No		No
Rocking back Less than 45°		Less than 45°
Line tension Most lines tight		Most lines tight
en : Kleiner einseitiger Klapper	A	A
Change of course until re-inflation Less than 90°		Less than 90°
Maximum dive forward or roll angle Dive or roll angle 0° to 15°		Dive or roll angle 0° to 15°
Re-inflation behaviour Spontaneous re-inflation		Spontaneous re-inflation
Total change of course Less than 360°		Less than 360°
Collapse on the opposite side occurs en : Nein (oder nur eine kleine Anzahl von eingeklappten Zellen mit selbstständiger Wiederöffnung)		en : Nein (oder nur eine kleine Anzahl von eingeklappten Zellen mit selbstständiger Wiederöffnung)
Twist occurs No		No
Cascade occurs No		No
en : Faltleinen wurden benutzt no		no
en : Großer einseitiger Klapper	A	A
Change of course until re-inflation Less than 90°		Less than 90°
Maximum dive forward or roll angle Dive or roll angle 15° to 45°		Dive or roll angle 15° to 45°
Re-inflation behaviour Spontaneous re-inflation		Spontaneous re-inflation
Total change of course Less than 360°		Less than 360°
Collapse on the opposite side occurs en : Nein (oder nur eine kleine Anzahl von eingeklappten Zellen mit selbstständiger Wiederöffnung)		en : Nein (oder nur eine kleine Anzahl von eingeklappten Zellen mit selbstständiger Wiederöffnung)
Twist occurs No		No
Cascade occurs No		No
en : Faltleinen wurden benutzt no		no

en : Kleiner einseitiger Klapper im beschleunigten Flug	A	A
Change of course until re-inflation	Less than 90°	Less than 90°
Maximum dive forward or roll angle	Dive or roll angle 0° to 15°	Dive or roll angle 15° to 45°
Re-inflation behaviour	Spontaneous re-inflation	Spontaneous re-inflation
Total change of course	Less than 360°	Less than 360°
Collapse on the opposite side occurs	en : Nein (oder nur eine kleine Anzahl von eingeklappten Zellen mit selbstständiger Wiederöffnung)	en : Nein (oder nur eine kleine Anzahl von eingeklappten Zellen mit selbstständiger Wiederöffnung)
Twist occurs	No	No
Cascade occurs	No	No
en : Faltleinen wurden benutzt	no	no
en : Großer einseitiger Klapper im beschleunigten Flug	A	A
Change of course until re-inflation	Less than 90°	Less than 90°
Maximum dive forward or roll angle	Dive or roll angle 15° to 45°	Dive or roll angle 15° to 45°
Re-inflation behaviour	Spontaneous re-inflation	Spontaneous re-inflation
Total change of course	Less than 360°	Less than 360°
Collapse on the opposite side occurs	en : Nein (oder nur eine kleine Anzahl von eingeklappten Zellen mit selbstständiger Wiederöffnung)	en : Nein (oder nur eine kleine Anzahl von eingeklappten Zellen mit selbstständiger Wiederöffnung)
Twist occurs	No	No
Cascade occurs	No	No
en : Faltleinen wurden benutzt	no	no
Directional control with a maintained asymmetric collapse	A	A
Able to keep course	Yes	Yes
180° turn away from the collapsed side possible in 10 s	Yes	Yes
Amount of control range between turn and stall or spin	More than 50 % of the symmetric control travel	More than 50 % of the symmetric control travel
Trim speed spin tendency	A	A
Spin occurs	No	No
Low speed spin tendency	A	A
Spin occurs	No	No
Recovery from a developed spin	A	A
Spin rotation angle after release	Stops spinning in less than 90°	Stops spinning in less than 90°
Cascade occurs	No	No
B-line stall	A	A
Change of course before release	Changing course less than 45°	Changing course less than 45°
Behaviour before release	Remains stable with straight span	Remains stable with straight span
Recovery	Spontaneous in less than 3 s	Spontaneous in less than 3 s
Dive forward angle on exit	Dive forward 0° to 30°	Dive forward 0° to 30°
Cascade occurs	No	No
Big ears	A	A
Entry procedure	Standard technique	Dedicated controls
Behaviour during big ears	Stable flight	Stable flight
Recovery	Spontaneous in less than 3 s	Spontaneous in less than 3 s
Dive forward angle on exit	Dive forward 0° to 30°	Dive forward 0° to 30°
Big ears in accelerated flight	A	A
Entry procedure	Standard technique	Dedicated controls
Behaviour during big ears	Stable flight	Stable flight
Recovery	Spontaneous in less than 3 s	Spontaneous in less than 3 s
Dive forward angle on exit	Dive forward 0° to 30°	Dive forward 0° to 30°
Behaviour immediately after releasing the accelerator while maintaining big ears	Stable flight	Stable flight
Alternative means of directional control	A	A
180° turn achievable in 20 s	Yes	Yes
Stall or spin occurs	No	No

Any other flight procedure and/or configuration described in the user's manual

No other flight procedure or configuration described in the user's manual